

# A “WHOLE NEW WORLD” OF EXPERIENCE



BUILD YOUR OWN



FIND A DEALER

**INNOVATION, VERSATILITY, PERFORMANCE, SPORTINESS AND ELEGANCE HAVE ALL BEEN GIVEN AN ENTIRELY NEW MEANING THANKS TO THE WAY THEY MERGE SEAMLESSLY IN THE GTC4LUSSO.**


Powerful yet sophisticated, sporty yet luxurious, Ferrari's new 12-cylinder really does make every journey a radically different experience. Whether being driven solo or with all four seats occupied, the latest addition to the Ferrari range puts people at the centre of a whole new world. The GTC4Lusso was designed to deliver different and entirely surprising emotions.





## *SPORTY ELEGANCE*

The GTC4Lusso exudes elegance and exclusivity, its unprecedented forms underscoring its most dynamic traits in an effortless marriage of sportiness and signature GT elements.



# V12 POWERTRAIN

6,262 CC V12'S MAXIMUM POWER OUTPUT TO 690 CV



## MAXIMUM POWER



**507 KW (690 CV)**  
at 8000 rpm

## ACCELERATION




**3.4 SEC**  
0-100km/h

## WEIGHT / POWER






**2.6 KG**  
/CV

START THE ENGINE 





ENGINE 	
Type	V12 - 65°
Total displacement	6262 cc
Bore and stroke	94 mm x 75,2 mm
Maximum power*	507 kW (690 CV) at 8,000 rpm
Maximum torque*	697 Nm a 5.750 rpm
Maximum engine speed	8,250 rpm
Compression ratio	13,5:1
DIMENSIONS AND WEIGHT 	
Length	4.922 mm
Width	1.980 mm
Height	1.383 mm
Wheelbase	2.990 mm
Front track	1.674 mm
Rear track	1.668 mm
Kerb weight**	1.920 kg
Dry weight**	1.790 kg
Weight distribution	47% front - 53% rear
Boot capacity	800/450 l
Fuel tank capacity	91 l
TYRES 	
Front	245/35 ZR20; 8.5" J x 20"
Rear	295/35 ZR20"; 10.5" J x 20"



**BRAKES**

Front	398 mm x 38 mm
Rear	360 mm x 32 mm

**TRANSMISSION AND GEARBOX**

4RM EVO/4WS/ 7-speed F1 DCT/ E-Diff

**ELECTRONICS CONTROL**

SSC4/ CST with F1 TRAC, ESP

9.0 Premium with ABS EVO/SCM - E

**PERFORMANCE**

Maximum speed	335 km/h
0 - 100 km/h	3,4 sec
0 - 200 km/h	10,5 sec
100 - 0 km/h	34 m
200 - 0 km/h	138 m
Dry weight/power ratio	2,6 kg/cv

**CONSUMPTION AND EMISSIONS**

Consumption***	15,3 l/100 km
Emissions***	350g CO <sub>2</sub> /km

**NOTES**

\* Engine power is expressed in kW, in accordance with the International System of Units (SI) and in CV for reasons of homogeneity. With 98 octane-rated petrol

\*\* With optional equipment

\*\*\* Combined cycle with HELE system (ECE+EUDC)